




—24V—

Ultra thin linear track

編織軌道



產品規格：10米、20米

輸出電壓：直流 24V

輸出電流：9A (最大值)

編織帶材料：聚酯纖維

導電材料：銅

Product specifications: 10m . 20m

Output voltage: DC 24V

Output current: 9A(Max)

Belt material: Polyester

Conductive material: Copper

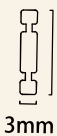
編織軌道 WOVEN TRACK

五種顏色可供選擇和自由搭配
5 colors available

Item No.

CT16-PD-10M


CT16-PD-20M



16.5mm



10m



20m



黑色 / Black



灰色 / Gray



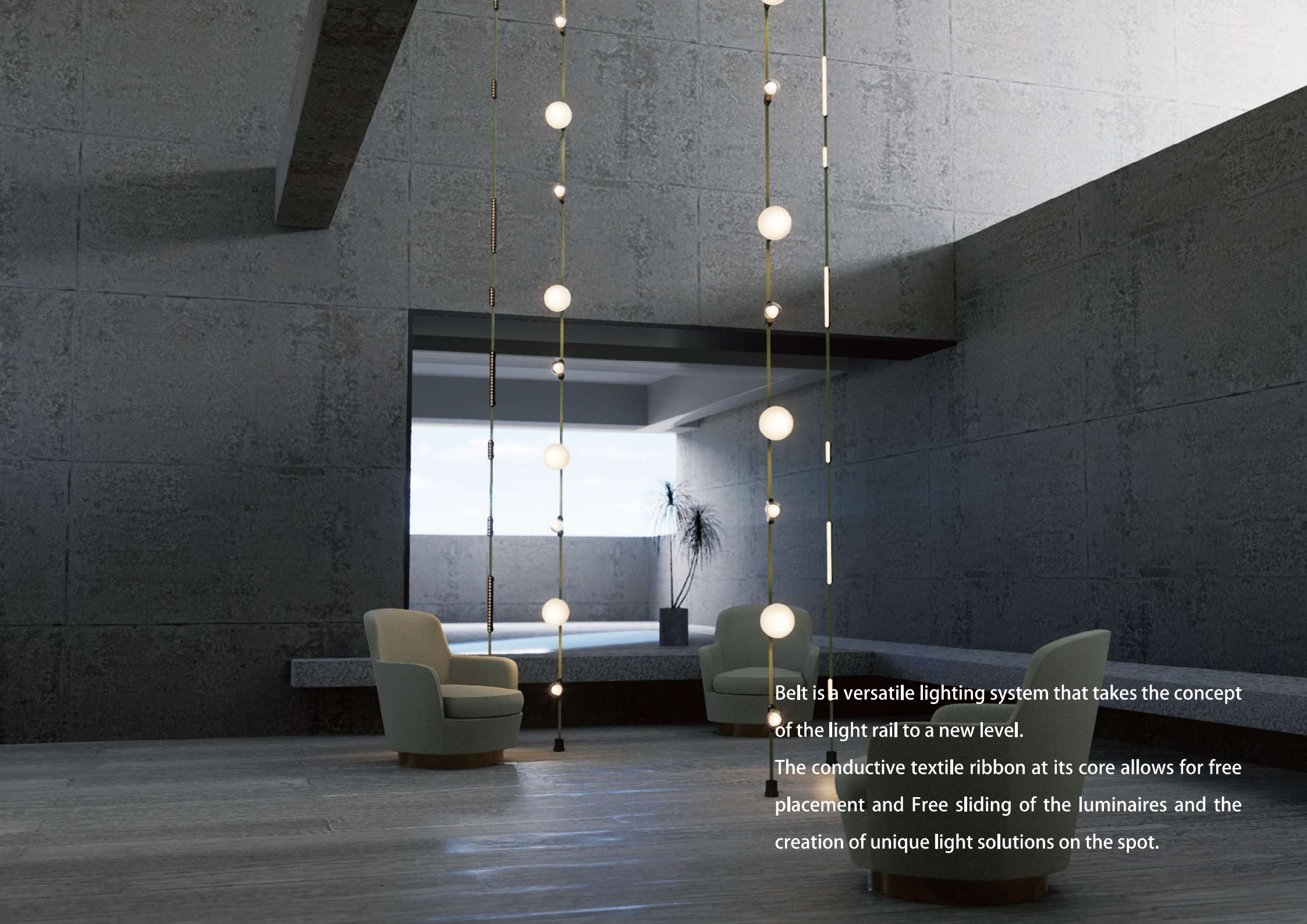
綠色 / Green



卡其色 / Khaki



橙色 / Orange

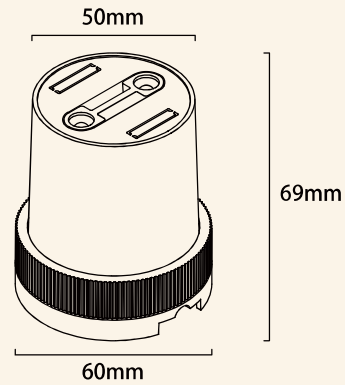


Belt is a versatile lighting system that takes the concept of the light rail to a new level.

The conductive textile ribbon at its core allows for free placement and Free sliding of the luminaires and the creation of unique light solutions on the spot.

編織軌道 **連接配件**

根據您的需要選擇您喜歡的安裝方式
Belt Connection options
 Choose installation way according to your needs



Item No.
CT16-PDYT

編織固定座(大) Large fixed nodes

產品尺寸: $\Phi 60 \times 69 \text{mm}$

功能:

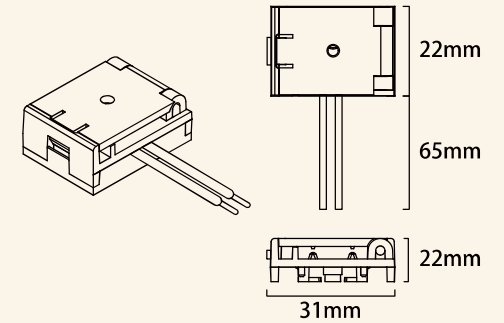

1. 軌道導電轉換功能。
2. 編織軌道轉向安裝。
3. 適用於天花板、牆壁和地面安裝。

Product Size: $\Phi 60 \times 69 \text{mm}$

Feature:

1. Track conductive function.
2. Belt steering installation.
3. Suitable for ceiling, wall and ground installation.

場景使用效果 Scene use effect



Item No.
CT16-PDSR

連接模塊 Input module

產品尺寸: $31 \times 22 \times 22 \text{mm}$

功能:

編織軌道供電模塊

Product Size: $31 \times 22 \times 22 \text{mm}$

Feature:

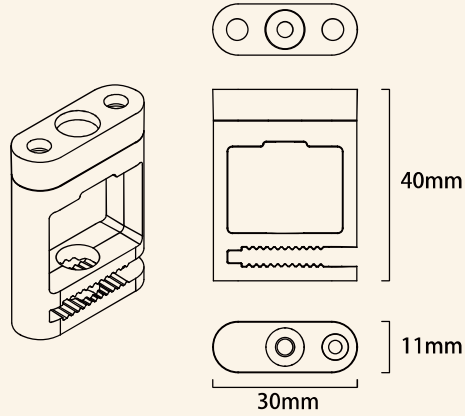
Power supply module.

場景使用效果 Scene use effect



編織軌道 連接配件

根據您的需要選擇您喜歡的安裝方式
Belt Connection options
Choose installation way according to your needs

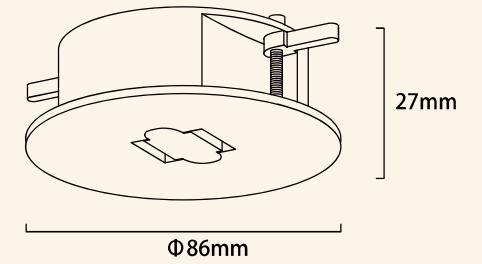



Item No.
CT16-PDGK

編織固定座(小) Small fixed nodes

產品尺寸: 30x11x40mm Product Size: 30x11x40mm
功能: Feature:
編織軌道固定調節器支架 Holding adjuster bracket.

場景使用效果 Scene use effect



Item No.
CT16-PDQR

嵌入式編織固定盤 Recessed

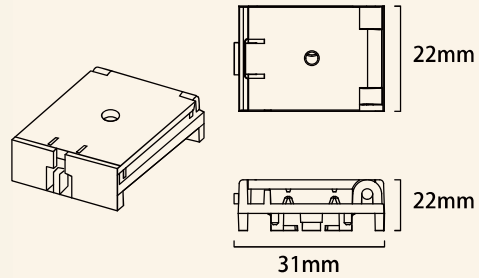
產品尺寸: $\Phi 86 \times 27 \text{mm}$ Product Size: $\Phi 86 \times 27 \text{mm}$
開孔尺寸: $\Phi 75 \text{mm} - \Phi 65 \text{mm}$ Hole Size: $\Phi 75 \text{mm} - \Phi 65 \text{mm}$
功能: Feature:
編織軌道固定調節器支架 Holding adjuster bracket.

場景使用效果 Scene use effect



編織軌道 連接配件

根據您的需要選擇您喜歡的安裝方式
Belt Connection options
Choose installation way according to your needs



Item No.
CT16-PDBK

燈具連接扣 Linker

產品尺寸: 31x22x22mm

Product Size: 31x22x22mm

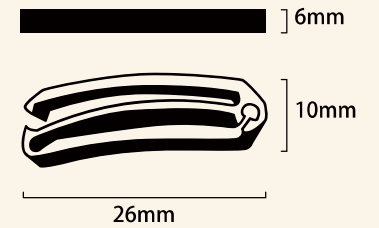

功能:

Feature:

燈具與編織軌道連接通電

Fitting connected to belt.

場景使用效果 Scene use effect



Item No.
CT16-SJK

雙夾尾扣 Buckle

產品尺寸: 26x10x6mm

Product Size: 26x10x6mm

功能:

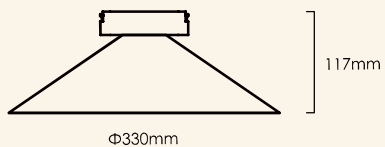

Feature:

可用於編織軌道在末端塑形

The belt can be used to shape at the end.

場景使用效果 Scene use effect





Item No.
CT16-PDMD330

Tapered Cap Lamp

18W / 80° / Φ330x117mm



電壓：直流 24V
Voltage: DC 24V



顏色：黑
Color: Black



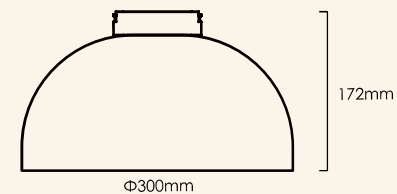
CRI : >90
CRI: >90



材料：鋁+塑料
Material: aluminum+plastic



光學：擴散板
Optic: Diffusion cover



Item No.
CT16-PDTK300

Round Cap Lamp

18W / 80° / Φ300x172mm


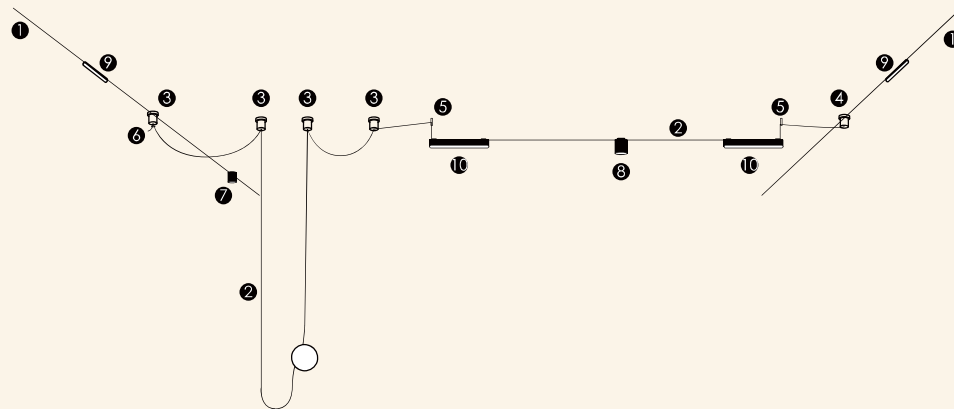





超薄明裝線性軌道與編織軌道搭配使用

選擇您喜歡的安裝方式

Ultra thin linear track and Belt can be combined and used together
Choose installation way according to your needs.



1
明裝軌道
Surface mounted track



2
編織軌道
Woven track



3
大固定座
Large fixed nodes



4
大固定座 + 連接模塊
Large fixed nodes + Input module



5
小固定座
Small fixed nodes



6
雙夾尾扣
Buckle



7
圓筒投射燈
Surface mounted spotlights



8
圓筒投射燈 + 燈具連接扣*2個
Surface mounted spotlights + Linker * 2pcs



9
泛光燈
Floodlight light



10
泛光燈 + 燈具連接扣*2
Floodlight light + Linker * 2pcs




編織軌道安裝效果

根據您的需要選擇您喜歡的安裝方式

Belt Installation Effect

Choose installation way according to your needs.



1
編織軌道
Woven track



2
大固定座+連接模塊
Large fixed nodes
+ Input module



3
大固定座
Large fixed nodes



4
小固定座
Small fixed nodes



5
雙夾尾扣
Buckle



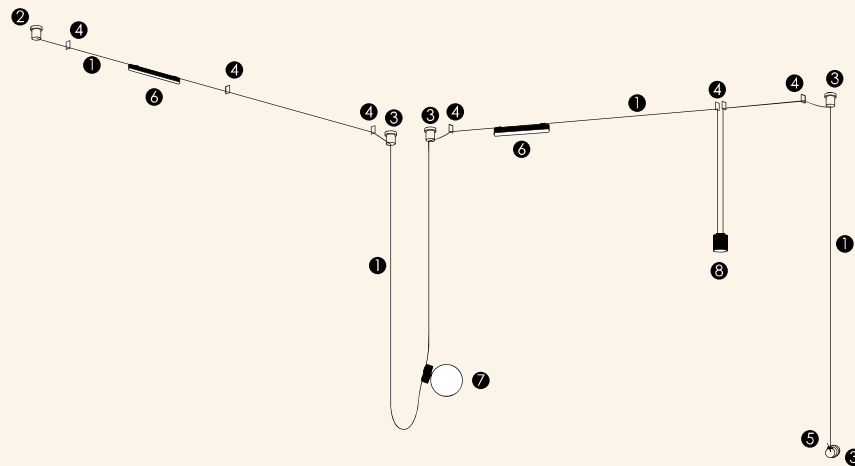
6
泛光燈+燈具連接扣*2
Floodlight light
+Linker * 2pcs



7
白色玻璃燈+
燈具連接扣*2個
White glass ball +
Linker * 2pcs



8
圓筒投射燈+
燈具連接扣*2個
Surface mounted spotlights
+ Linker * 2pcs






編織軌道可用於劃分空間

根據您的需要選擇您喜歡的安裝方式

Belt can be used to separate in space

Choose installation way according to your needs.



1
編織軌道
Woven track



2
大固定座+連接模塊
Large fixed nodes
+ Input module



3
大固定座
Large fixed nodes



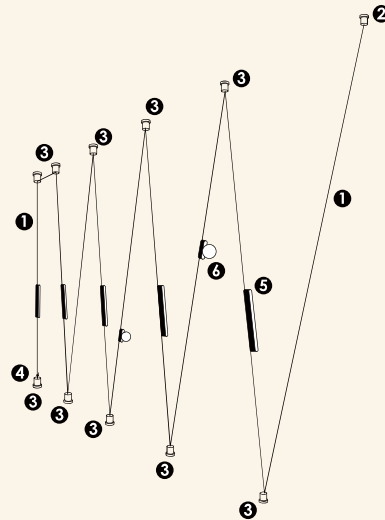
4
雙夾尾扣
Buckle




5
泛光燈+
燈具連接扣*2
Floodlight light
+Linker * 2pcs



6
玻璃燈+燈具連接扣*2個
Glass ball + Linker * 2pcs





編織軌道

Woven track

超薄明裝線性軌道

Ultra thin linear track

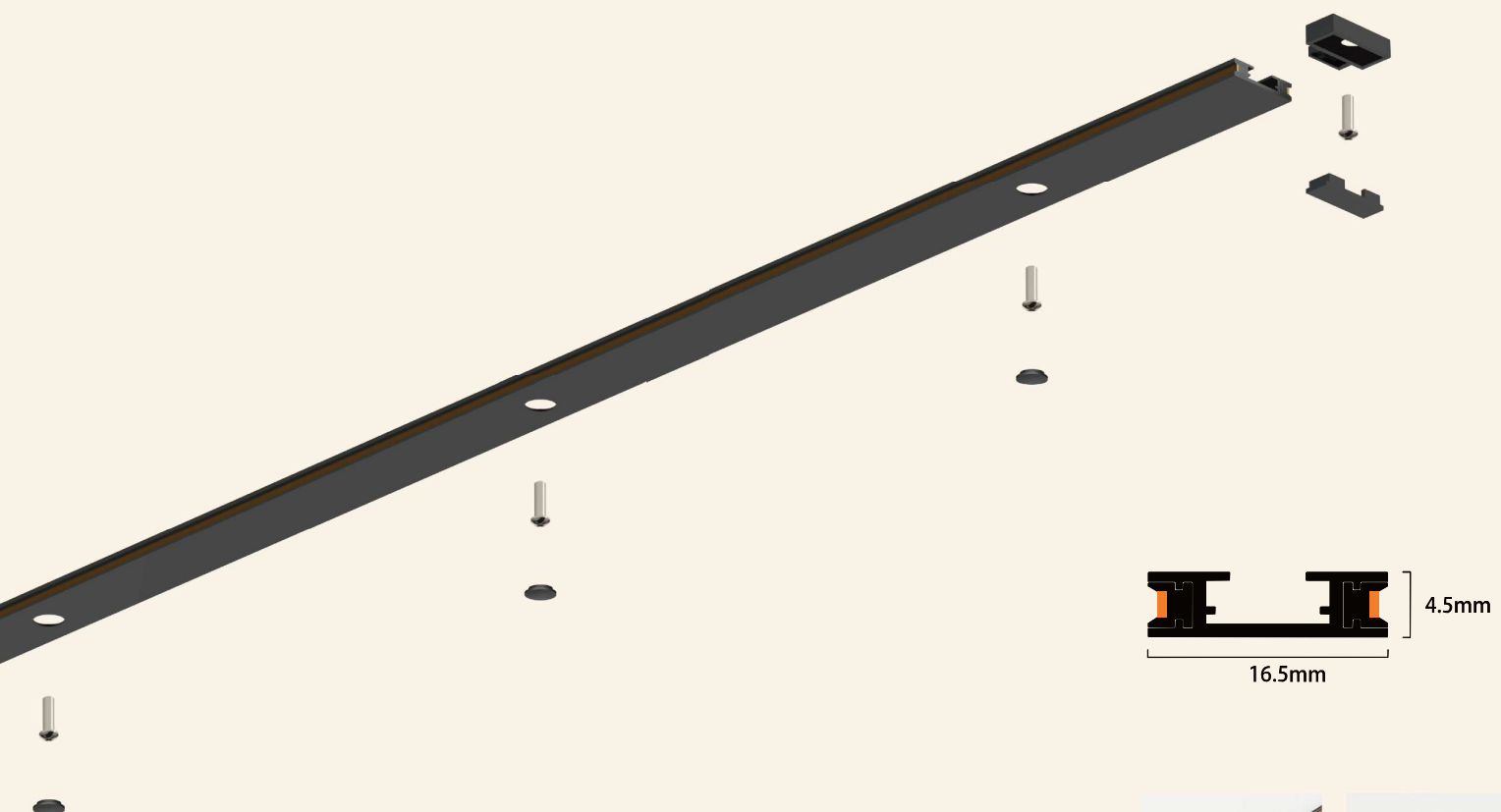
全系列燈具

Full range of lamps

24V 產品顯示 PRODUCT DISPLAY

全系列燈具可自由搭配，使照明空間更加靈活


The whole series of lamps can be freely matched to make the lighting space more flexible




24V 超薄明裝線性軌道

24V ultra thin linear track

Surface mounted track
The Linear Track is mini size 16*4.5mm

 自行裁切軌道尺寸 Track can be cut arbitrarily

 燈具安全鎖 The Lamp have safety locks

Item No.

CT16-A-1M

CT16-A-1.5M

CT16-A-2M

CT16-A-3M

產品尺寸:

1000x16.5x4.5mm

1500x16.5x4.5mm

2000x16.5x4.5mm

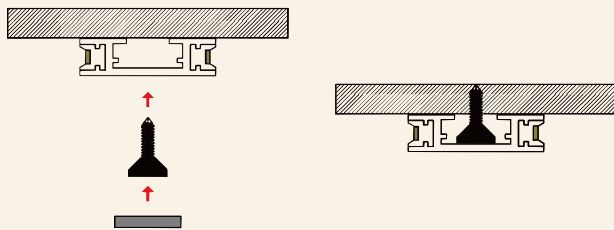
3000x16.5x4.5mm

瓦數:200 w (Max)

電壓:直流24V

顏色:黑色


材料:鋁+銅



直型拼接件

I-connect


36.5x16.5x4.5mm



L型拼接件

L-connect


26.5x26.5x4.5mm



T型拼接件

T-connect

36.5x26.5x4.5mm



十字型拼接件

Cross-connect

36.5x36.5x4.5mm



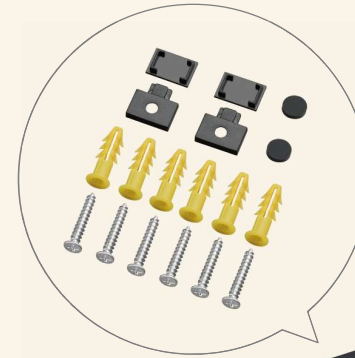
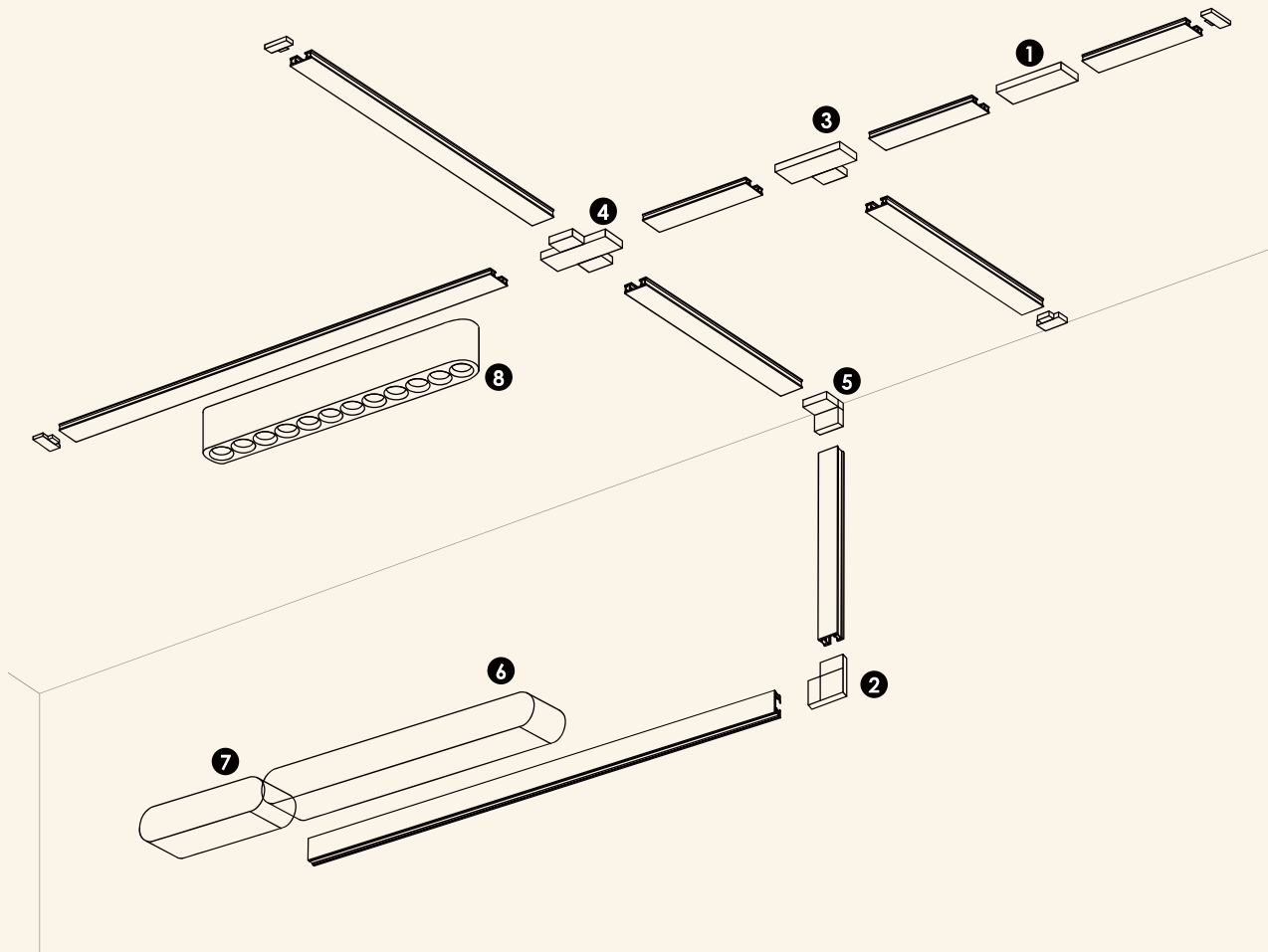
90度轉角拼接件

Perpendicularity
L-connect

21.5x21.5x4.5mm

安裝配件

INSTALLATION ELEMENT



24V 超薄明裝線性軌道


24V ultra thin linear track



1
直型拼接件
軌道直接連接並通電
I-connect
The tracks are connect and energized directly




5
90度轉角拼接件
天花板軌道與牆軌連接並通電
Perpendicularity L-connect
The ceiling track is connect with the wall track and electrified




2
L型拼接件
軌道L型連接通電
L-connect
The horizontal Angle of the track is connect and energized




6
一體電源
軌道由電源供電並調整電壓至24V
Power supply
The track is energized by a power supply that changes the voltage to 24V



3
T型拼接件
軌道T型連接並通電
T-connect
The track is T-connect and electrified



7
集線盒
電線收納盒用於隱藏外部電線
Cable Box
The cable storage box is used to hide the external wires



4
十字型拼接件
軌道交叉連接並通電
Cross-connect
The track cross is connect and energized




8
12珠格柵燈
安裝燈具進行照明
Grille light 12 in 1
The lamps can be installed for lighting

DC 24V


一體電源 Power Supply

顏色：黑 Color: Black
 材質：聚碳酸酯 Material: PC


ON-OFF Item No. **CT16-100W-WV-BK**
 Conventional power supply 100W
 Product Size: 222x25x29mm




ON-OFF Item No. **CT16-200W-WV-BK**
 Conventional power supply 200W
 Product Size: 330x25x29mm



CCT 3000K-6000K Item No. **CT16-100W-2.4G-WV**
 Smart system power supply 100w
 Product Size: 330x25x29mm



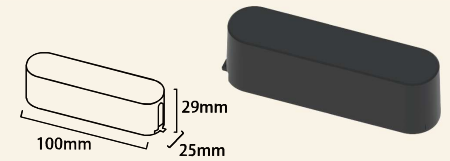
CCT 3000K-6000K Item No. **CT16-200W-2.4G-WV**
 Smart system power supply 200w
 Product Size: 440x25x29mm



Item No. CT16-CXH

集線盒 Cable Box



產品尺寸: 100x25x29mm Product Size: 100x25x29mm
 功能: Feature:
 隱藏輸入電線 Cover input cable.



電源安裝在軌道的末端 The power supply is installed at the end of the track



電源安裝在軌道上的任意位置 Power supply mounted anywhere on the track



Item No.
CT16-SRMK


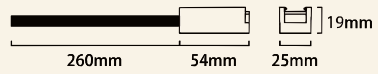
輸入模塊 Input module

產品尺寸: 54x25x19mm

功能: 使用外置電源的時候,
需要輸入模塊來連接軌道通電。

Product Size: 54x25x19mm

Feature: The track bar connecting input
module with an external power supply.


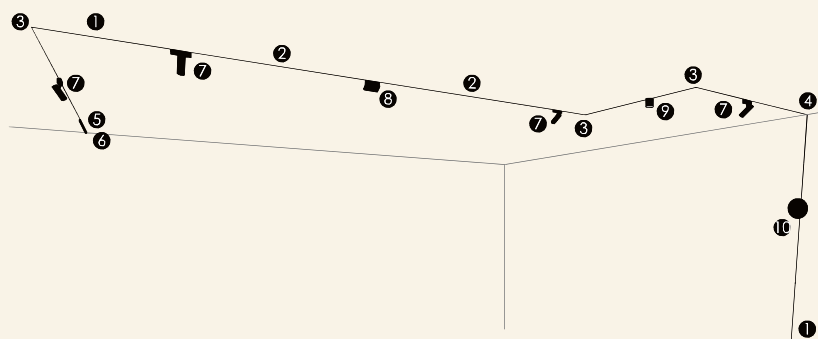




超薄明裝線性軌道安裝效果

根據您的需要選擇您喜歡的安裝方式


Ultra thin linear track installation effect
Choose installation way according to your needs



① 明裝軌道
Surface mounted track



② 直型拼接件
I-connect



③ L型拼接件
L-connect



④ 90度轉角拼接件
Perpendicularity L-splice



⑤ 一體電源
Power supply



⑥ 集線盒
Cable Box



⑦ 軌道燈
Track Lights




⑧ 折疊燈
Folding light



⑨ 圓筒投射燈
Surface mounted spotlights



⑩ 日食壁燈
Solar eclipse Wall lamp



24V 產品展示 PRODUCT DISPLAY

全系列燈具可自由搭配，使照明空間更加靈活

The whole series of lamps can be freely matched to make the lighting space more flexible

兩種模式, 隨您的需求做選擇!

There are two systems in lighting fixtures, option according to your needs



撥碼三色系列

Version 1 - Regular monochrome version

色溫: Color temperature:



3000K

4000K

6000K

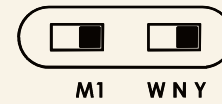

NOTE

調光的選項: 兼容所有24V調光電源



智能全彩模式系列

Version 2 - Dip switch dual-mode version

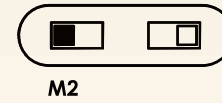


模式1:可切換光色

配常規電源, 可切換3個CCT:白光/自然光/黃光

Mode 1: Switchable light colors

With conventional power supply, switchable for 3 CCT: White Light / Natural Light / Yellow Light



模式2:升級為智能控制, 燈具與各種控制系統兼容

智能控制方案的選擇取決於電源的選擇類型

Mode 2: Simple upgrade to smart control, Luminaires are compatible with a wide range of control systems

The smart control solution is determined by choosing power supply type

雙撥碼使一個燈具滿足多種需求, 並且可依用戶需要切換功能。

Dual dialing code enables one luminaire to satisfy multiple needs, solving stock problems and allowing users to change the functions according to their needs.


燈具模式2: 撥碼開關雙模式

Lamps Version 2: Dip switch dual-mode version

外部供電時，採用M1、M2模式

智能控制器系統:2.4G

M1 and M2 mode operation when the power supply is used externally
The smart controller is available in 2.4G systems



輸入模塊
INPUT MODULE

200W 2.4G 控制器
200W 2.4G controller

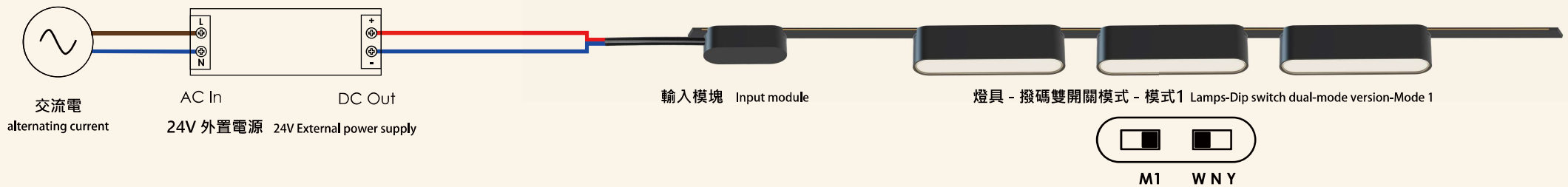
外置電源
External power supply

NOTE
外接24V通用電源，在M1和M2模式下使用沒有限制並且通用於各品牌裝置。
The external 24V universal power supply used in M1 and M2 modes has no limitation and can be used by any brand in the market.

M1 模式 1:

外部通用電源，撥碼可選擇色溫:Y 3000K / N 4000K / W 6000K

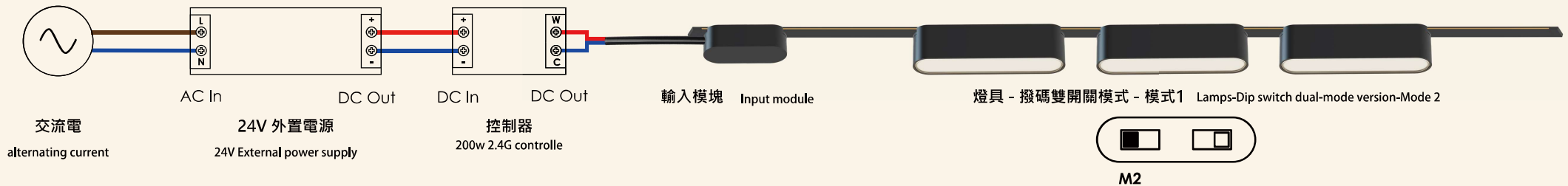
Mode 1:
External Universal Power Supply
Dial to select color temperature : Y 3000K / N 4000K / W 6000K



M2 模式 2:

外部通用電源與無線控制器相結合，可以無線控制照明燈具。

Mode 2:
External universal power supply combined with a wireless controller enables wireless control of lighting fixtures.




撥碼三系列

Lamps Version 2: Dip switch dual-mode version


M1 模式:

使用常規電源, 撥碼可選擇色溫: Y 3000K / N 4000K / W 6000K

Mode 1:
With general power supply, Dial to select color temperature : Y 3000K / N 4000K / W 6000K



電源有兩種瓦數選擇: 100W或200W
The power supply has 2 wattage options : 100W or 200W



M1 W N Y

模式1-白光
Mode 1-White Light



M1 W N Y

模式1-自然光
Mode 1-Natural Light



M1 W N Y

模式1-黃光
Mode 1-Yellow Light

智能全彩模式系列

Lamps Version 2: Dip switch dual-mode version

M2 模式:

切換至M2，並選擇所需的智能控制電源。

燈具可完成調光和混色功能。


請注意：燈具是同步調光和混色，無法單獨控制它們。

Mode 2:

Select the dial code to M2 and select the desired smart control power supply.

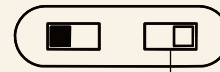
The fixtures can be controlled to complete the dimming and color mixing functions.

It should be noted that the fixtures are synchronized together for dimming and color mixing, there is no way to control them individually.



智能控制電源:2.4G

There are one options for smart control of the power supply: 2.4G

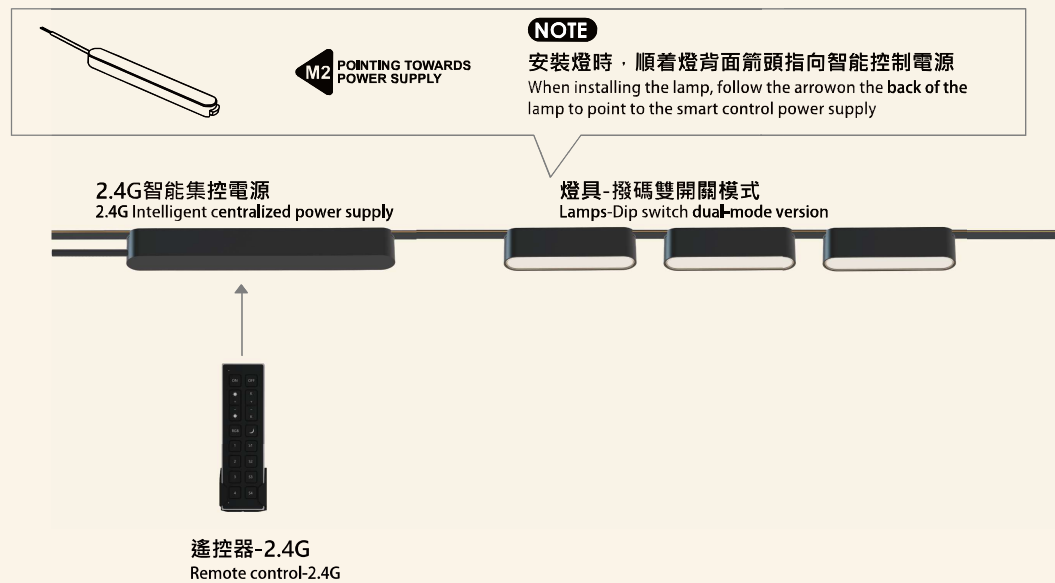


M2

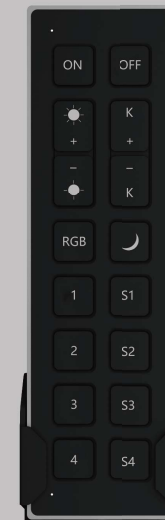
當選擇M2模式時，該區域的撥碼位置則不影響智能控制的結果。

When M2 mode is selected, the dial position of this area does not affect the result of smart control.

2.4G無線控制系統工作原理圖及可選產品 2.4G Wireless Control System Operation Schematic and Optional Products

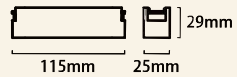


Item No.
CT16-RC-2.4G



24V 燈具 **格栅燈** INSTALLATION 24V LAMPS Grille light

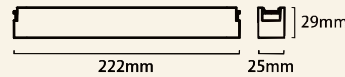
Item No.
CT16-6T



Grille light 6 in 1
6W / 24° / 115x25x29mm



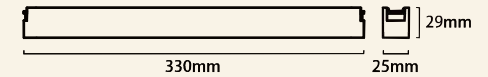
Item No.
CT16-12T



Grille light 12 in 1
12W / 24° / 222x25x29mm



Item No.
CT16-18T



Grille light 18 in 1
18W / 24° / 330x25x29mm



電壓: DC 24V
Voltage: DC 24V



CRI: >90



顏色: 黑
Color: Black



材料: 鋁+ PC
Material: Aluminum+PC



無頻閃: <3%
Flicker Free: <3%



光學: 鏡頭
Optic: Lens

兩種模式

Lamps can be made in two versions

模式1 - 單色
Version 1 - Regular monochrome

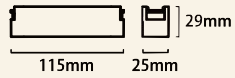


模式2 - 撥碼開關雙模式
Version 2 - Dip switch dual-mode



24V 燈具 **泛光燈** INSTALLATION 24V LAMPS Floodlight light

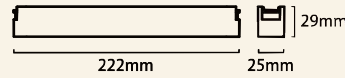
Item No.
CT16-6F



Floodlight light
6W / 110° / 115x25x29mm




Item No.
CT16-12F



Floodlight light
12W / 110° / 222x25x29mm



Item No.
CT16-18F



Floodlight light
18W / 110° / 330x25x29mm



電壓: DC 24V
Voltage: DC 24V



顏色: 黑
Color: Black



無頻閃: <3%
Flicker Free: <3%



CRI: >90



材料: 鋁 + PC
Material: Aluminum + PC



光學: PC擴散罩
Optic: PC Diffusion

兩種模式
Lamps can be made in two versions

模式1 - 單色
Version 1 - Regular monochrome

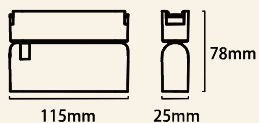


模式2 - 撥碼開關雙模式
Version 2 - Dip switch dual-mode



24V 燈具 **折疊燈** INSTALLATION 24V LAMPS Folding light

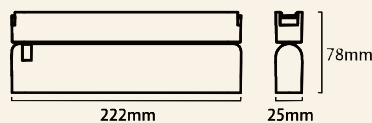
Item No.
CT16-ZD6T



Folding light 6 in 1
6W / 24° / 115x25x78mm



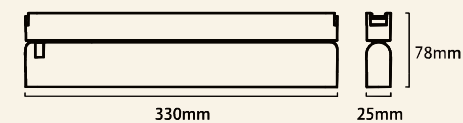
Item No.
CT16-ZD12T




Folding light 12 in 1
12W / 24° / 222x25x78mm



Item No.
CT16-ZD18T



Folding light 18 in 1
18W / 24° / 330x25x78mm



電壓: DC 24V
Voltage: DC 24V



CRI: >90



顏色: 黑
Color: Black



材料: 鋁 + PC
Material: Aluminum+PC



無頻閃: <3%
Flicker Free: <3%

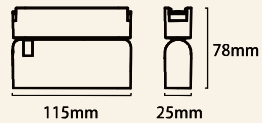


光學: 鏡頭
Optic: Lens



24V 燈具 **折疊泛光燈** INSTALLATION 24V LAMPS Floodlight Folding light

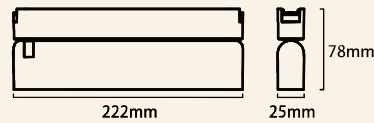
Item No.
CT16-ZD6F



Floodlight Folding light
6W / 110° / 115x25x78mm



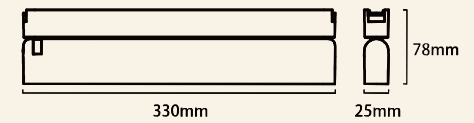
Item No.
CT16-ZD12F



Floodlight Folding light
12W / 110° / 222x25x78mm



Item No.
CT16-ZD18F



Floodlight Folding light
18W / 110° / 330x25x78mm



電壓: DC 24V
Voltage: DC 24V



CRI: >90



顏色: 黑
Color: Black



材料: 鋁+ PC
Material: Aluminum+PC



無頻閃: <3%
Flicker Free: <3%



光學: PC擴散罩
Optic: PC Diffusion

兩種模式

Lamps can be made in two versions

模式1 - 單色
Version 1 - Regular monochrome

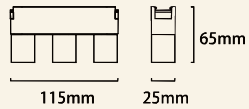


模式2 - 撥碼開關雙模式
Version 2 - Dip switch dual-mode



24V 燈具 深防眩光格栅燈 INSTALLATION 24V LAMPS Deep anti glare grille light

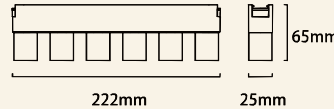
Item No.
CT16-3TM



Deep anti glare grille light 3 in 1
6W / 24° / 115x25x65mm



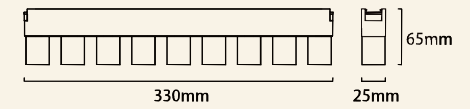
Item No.
CT16-6TM




Deep anti glare grille light 6 in 1
12W / 24° / 222x25x65mm



Item No.
CT16-9TM



Deep anti glare grille light 9 in 1
18W / 24° / 330x25x65mm



電壓: DC 24V
Voltage: DC 24V



CRI: > 90



顏色: 黑
Color: Black



材料: 鋁 + PC
Material: Aluminum+PC



無頻閃: < 3%
Flicker Free: < 3%



光學: 鏡頭
Optic: Lens

兩種模式

Lamps can be made in two versions

模式 1 - 單色

Version 1 - Regular monochrome



模式 2 - 撥碼開關雙模式

Version 2 - Dip switch dual-mode



24V 燈具 **軌道燈** INSTALLATION 24V LAMPS Track Lights

Item No.
CT16-L33



Track Lights

6W / 24° / Φ33x85mm



軌道燈外殼顏色可自由更換

Track light housing color can be freely changed



Item No.
CT16-L43



Track Lights

12W / 24° / Φ43x110mm



軌道燈外殼顏色可自由更換

Track light housing color can be freely changed



電壓: DC 24V
Voltage: DC 24V



CRI: >90



顏色: 黑
Color: Black



材料: 鋁 + PC
Material: Aluminum+PC



無頻閃: <3%
Flicker Free: <3%



光學: 鏡頭
Optic: Lens

兩種模式

Lamps can be made in two versions

模式 1 - 單色

Version 1 - Regular monochrome

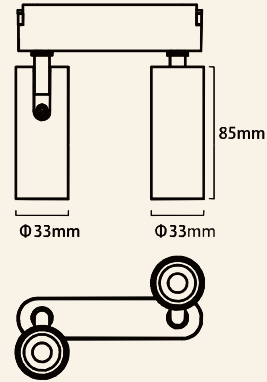
模式 2 - 撥碼開關雙模式

Version 2 - Dip switch dual-mode



24V 燈具 **雙頭軌道燈** INSTALLATION 24V LAMPS Track Lights 2 in 1

Item No.
CT16-L33-2



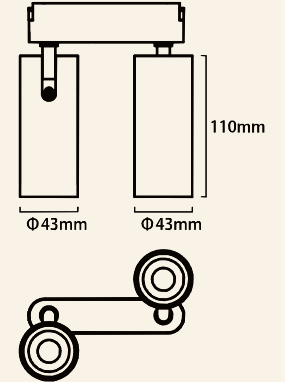
Track Lights 2 in 1
6W*2 / 24° / Ø33x85mm



軌道燈外殼顏色可自由更換
Track light housing color can be freely changed



Item No.
CT16-L43-2



Track Lights 2 in 1
12W*2 / 24° / Ø43x110mm



軌道燈外殼顏色可自由更換
Track light housing color can be freely changed



電壓: DC 24V
Voltage: DC 24V



CRI: > 90



顏色: 黑
Color: Black



材料: 鋁 + PC
Material: Aluminum + PC



無頻閃: < 3%
Flicker Free: < 3%



光學: 鏡頭
Optic: Lens

兩種模式
Lamps can be made in two versions

模式 1 - 單色
Version 1 - Regular monochrome

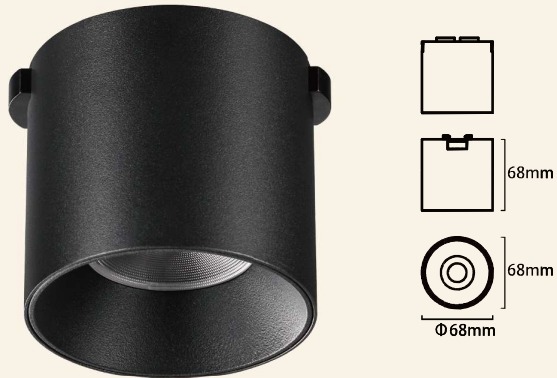


模式 2 - 撥碼開關雙模式
Version 2 - Dip switch dual-mode

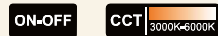


24V 燈具 **圓筒投射燈** INSTALLATION 24V LAMPS Surface mounted spotlights and Surface Floodlight spotlights

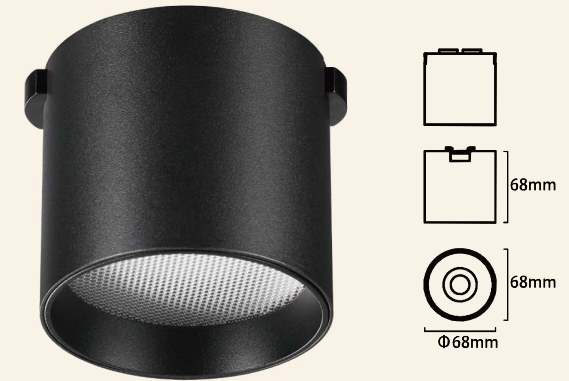
Item No.
CT16-TD68




Surface mounted spotlights
6W / 24° / Φ68x68mm



Item No.
CT16-TD68F



Surface Floodlight spotlights
6W / 80° / Φ68x68mm



電壓: DC 24V
Voltage: DC 24V



CRI: > 90



顏色: 黑
Color: Black



材料: 鋁 + PC
Material: Aluminum + PC



無頻閃: <3%
Flicker Free: <3%



光學: 鏡頭/PC擴散罩
Optic: Lens/PC Diffusion

兩種模式

Lamps can be made in two versions

模式1 - 單色

Version 1 - Regular monochrome

模式2 - 撥碼開關雙模式

Version 2 - Dip switch dual-mode

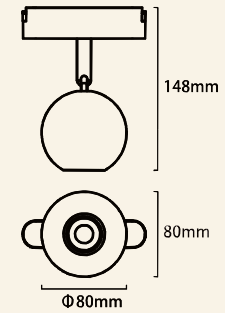


24V 燈具 球形軌道燈

INSTALLATION 24V LAMPS Ball shaped track light



Item No.
CT16-Q80



Ball shaped track light

12W / 24° / Φ80x148mm

ON-OFF CCT 3000K-6000K



電壓: DC 24V
Voltage: DC 24V



CRI: >90



顏色: 黑
Color: Black



材料: 鋁 + PC
Material: Aluminum+PC



無頻閃: <3%
Flicker Free: <3%



光學: 鏡頭
Optic: Lens

兩種模式

Lamps can be made in two versions

模式1 - 單色

Version 1 - Regular monochrome

模式2 - 撥碼開關雙模式

Version 2 - Dip switch dual-mode

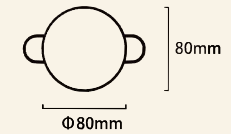
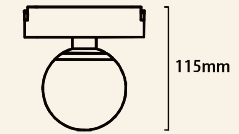


24V 燈具 玻璃燈

INSTALLATION 24V LAMPS Frosted Glass Ball



Item No.
CT16-B80



Frosted Glass Ball

6W / 120° / Ø80x115mm

ON-OFF

CCT 3000K-6000K



電壓: DC 24V
Voltage: DC 24V



顯指: >90



顏色: 黑
Color: Black



材料: 鋁+ 玻璃
Material: Aluminum+Glass



無頻閃: <3%
Flicker Free: <3%



光學: 玻璃
Optic: Glass

兩種模式 Lamps can be made in two versions

模式1 - 單色
Version 1 - Regular monochrome



模式2 - 撥碼開關雙模式
Version 2 - Dip switch dual-mode

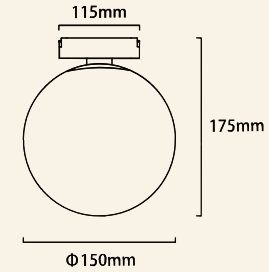


24V 燈具 白色玻璃燈

INSTALLATION 24V LAMPS White Glass Ball



Item No.
CT16-BL150



White Glass Ball

6W / 120° / Φ150x175mm

ON-OFF CCT 3000K-6000K



電壓: DC 24V
Voltage: DC 24V



顏色: 黑
Color: Black



無頻閃: <3%
Flicker Free: <3%



顯指: >90



材料: 鋁+ PC
Material: Aluminum+Glass



光學: 玻璃
Optic: Glass

兩種模式

Lamps can be made in two versions

模式1 - 單色

Version 1 - Regular monochrome

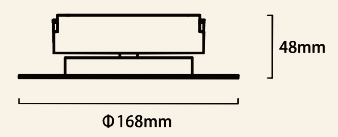

模式2 - 撥碼開關雙模式

Version 2 - Dip switch dual-mode




24V 燈具 **日蝕壁燈** INSTALLATION 24V LAMPS Solar eclipse Wall lamp

Item No.
CT16-YSBD



Solar eclipse Wall lamp
9W / 120° / Φ168x48mm



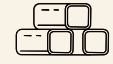
電壓: DC 24V
Voltage: DC 24V



CRI: >90



顏色: 黑
Color: Black



材料: 鋁+ PC
Material: Aluminum+PC



無頻閃: <3%
Flicker Free: <3%



光學: PMMA
Optic: PMMA

兩種模式
Lamps can be made in two versions

模式1 - 單色
Version 1 - Regular monochrome




模式2 - 撥碼開關雙模式
Version 2 - Dip switch dual-mode

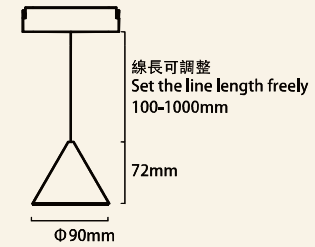


24V 燈具 防眩吊燈

INSTALLATION 24V LAMPS Cone shaped chandelier



Item No.
CT16-MD90




Cone shaped chandelier
6W / 24° / Φ90x72mm




電壓: DC 24V
Voltage: DC 24V


顏色: 黑
Color: Black


無頻閃: <3%
Flicker Free: <3%


CRI: >90


材料: 鋁+ PC
Material: Aluminum+PC

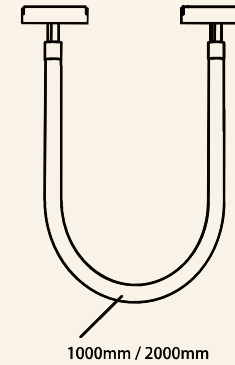

光學: 鏡頭
Optic: Lens

兩種模式
Lamps can be made in two versions

版本1 - 單色 Version 1 - Regular monochrome	版本2 - 撥碼開關雙模式 Version 2 - Dip switch dual-mode
--	---

24V 燈具 矽膠軟管燈

INSTALLATION 24V LAMPS Silicone light tube



Item No.
CT16-RG1000 Silicone light tube - 14W
14W / 360° / Φ22x1000mm

Item No.
CT16-RG2000 Silicone light tube - 28W
28W / 360° / Φ22x2000mm



電壓: DC 24V
Voltage: DC 24V



CRI: >90



顏色: 黑
Color: Black



材料: 鋁+ PC
Material: Aluminum+PC



無頻閃: <3%
Flicker Free: <3%



光學: 矽膠
Optic: Silica Gel

兩種模式

Lamps can be made in two versions

模式1 - 單色

Version 1 - Regular monochrome

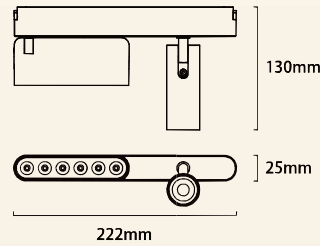
模式2 - 撥碼開關雙模式

Version 2 - Dip switch dual-mode



24V 燈具 訂製款組合燈 INSTALLATION 24V LAMPS Combination Lamps

Item No.
CT16-ZD6T-L33



Dip switch dual-mode

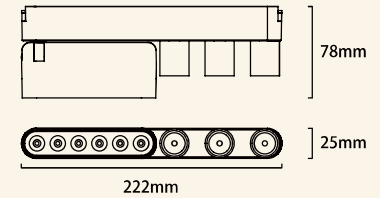


Folding light 6 in 1 & Track light

6W*2 / 24° / 222x25x130mm



Item No.
CT16-ZD6T-3TM



Dip switch dual-mode

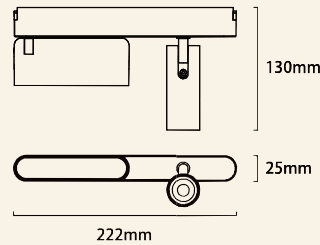


Folding light 6 in 1 & Deep anti glare grille light 3 in 1

6W*2 / 24° / 222x25x78mm



Item No.
CT16-ZD6F-L33



Dip switch dual-mode

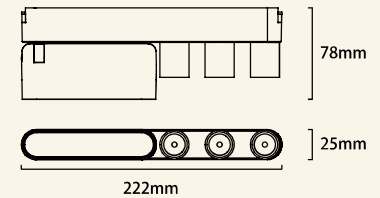


Floodlight Folding light & Track light

6W*2 / 110° +24° / 222x25x130mm



Item No.
CT16-ZD6F-3TM



Dip switch dual-mode



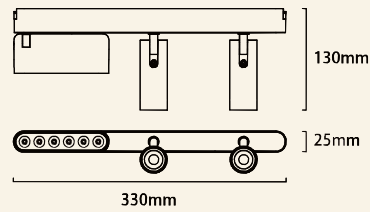
Floodlight Folding light & Deep anti glare grille light 3 in 1

6W / 110° +24° / 222x25x78mm



24V 燈具 **訂製款組合燈** INSTALLATION 24V LAMPS Combination lamps

Item No.
CT16-ZD6T-L33-2



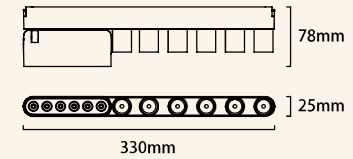
Dip switch dual-mode



**Folding light 6 in 1 &
Track Lights 2 in 1**
6W*3 / 24° / 330x25x130mm



Item No.
CT16-ZD6T-6TM



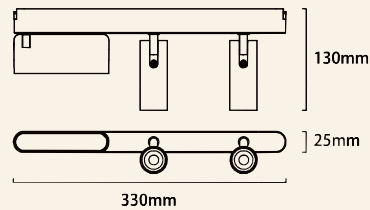
Dip switch dual-mode



**Folding light 6 in 1 &
Deep anti glare grille light 6 in 1**
6W+12W / 24° / 330x25x78mm



Item No.
CT16-ZD6F-L33-2



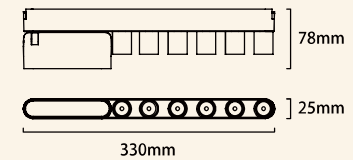
Dip switch dual-mode



**Floodlight Folding light &
Track light 2 in 1**
6W*3 / 110° +24° *2 / 330x25x130mm



Item No.
CT16-ZD6F-6TM



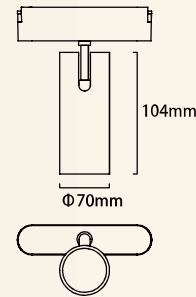
Dip switch dual-mode



**Floodlight Folding light &
Deep anti glare grille light 6 in 1**
6W+12W / 110° +24° / 330x25x78mm



24V 軌道藍芽喇叭 Track Bluetooth speaker

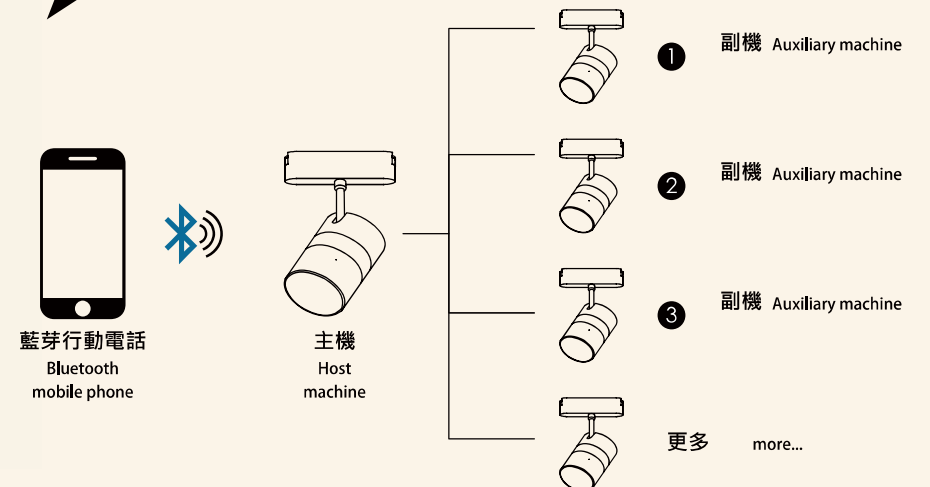


Item No.
CT16-LYYX

瓦特:10 w
電壓:直流24V
產品尺寸:Φ70x104mm
藍牙版本:V5.3
藍牙距離:10米無障礙
發射功率:12DB
主、次廣播距離:15-20米無障礙

Watt: 10W
Voltage: DC 24V
Product Size: Φ70x104mm
Bluetooth version: V5.3
Bluetooth distance: 10 meters barrier-free
Transmit power: 12DB
Main and secondary broadcast distance: 15-20 meters barrier-free

藍牙音頻分為主機和輔機，只需要連接主機，其他輔機就會自動連接
Bluetooth audio is divided into host and auxiliary machine, only need to connect the host, the other auxiliary machine will be automatically connected.



24V

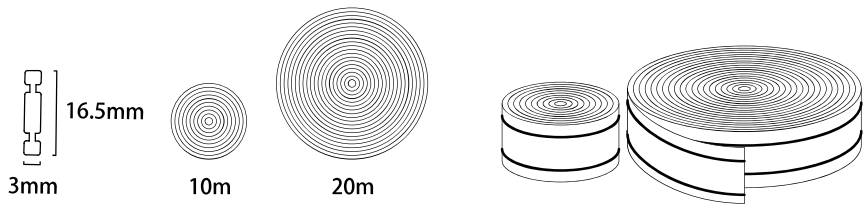
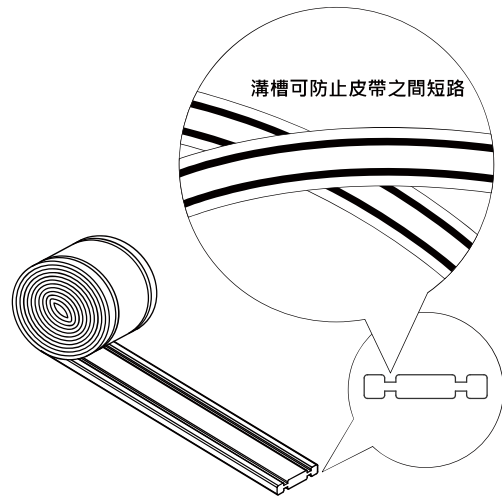
編織軌道 安裝說明書
Belt-Installation instruction

1、多元化的空間場景設計

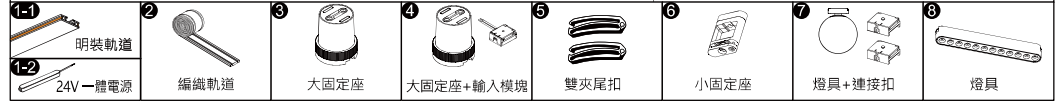
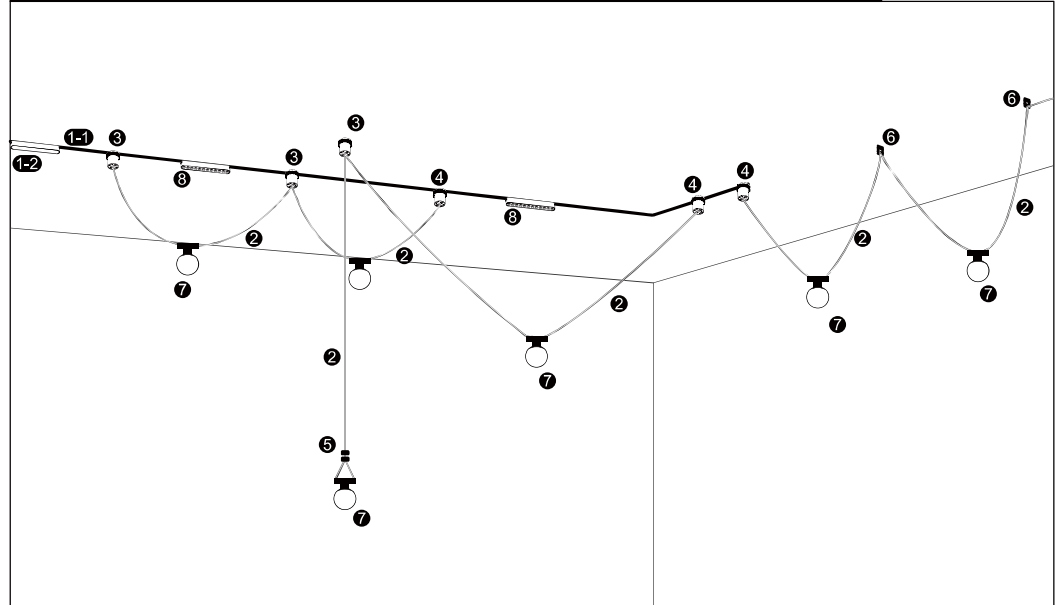
編織軌道 / 獨立使用設計場景 / 自由設計

鋁製軌道與編織軌道結合使用的設計場景安裝說明

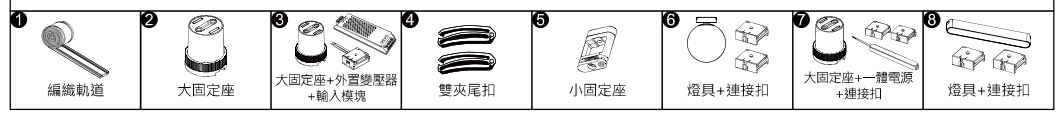
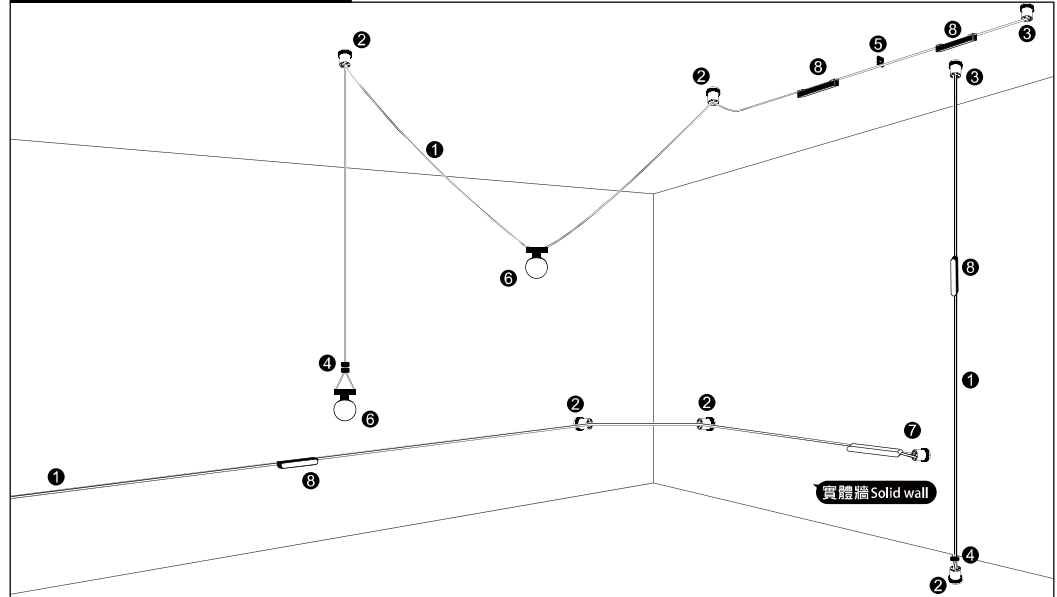
2、CT16系統所有燈具均可安裝在超薄明裝軌道與編織軌道上



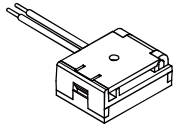
編織軌道與超薄明裝軌道結合安裝場景 Belt and ultra-thin Surface mounted magnetic track matching scene



編織軌道安裝場景 Belt match the scene



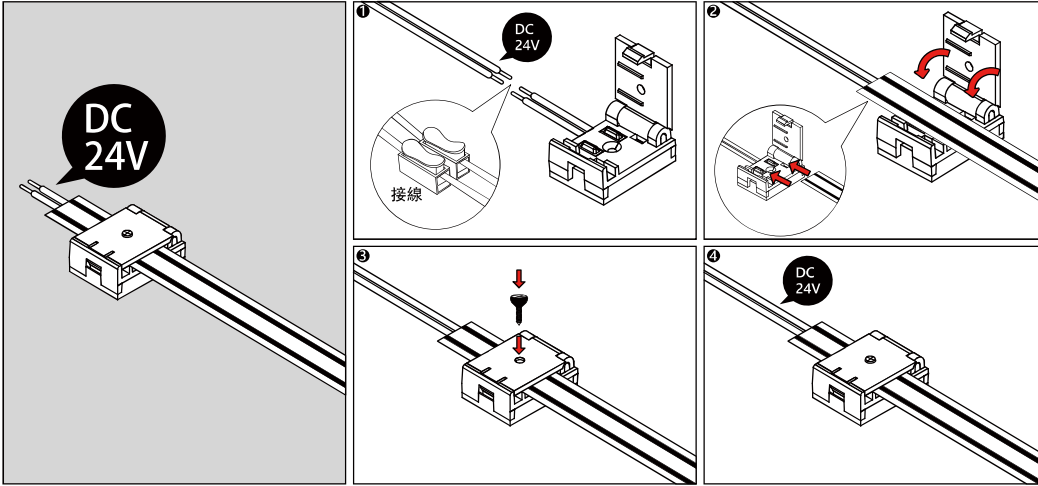
輸入模塊 Input module



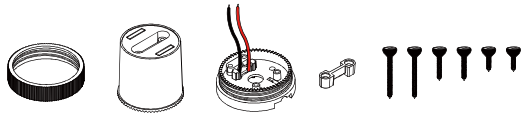
- 零件清單
1. 輸入模塊*1個
2. 螺絲*1個

- Parts list
1. Input module *1PCS
2. screws *1PCS

功能：接電給編織軌道 Feature: Belt power supply module



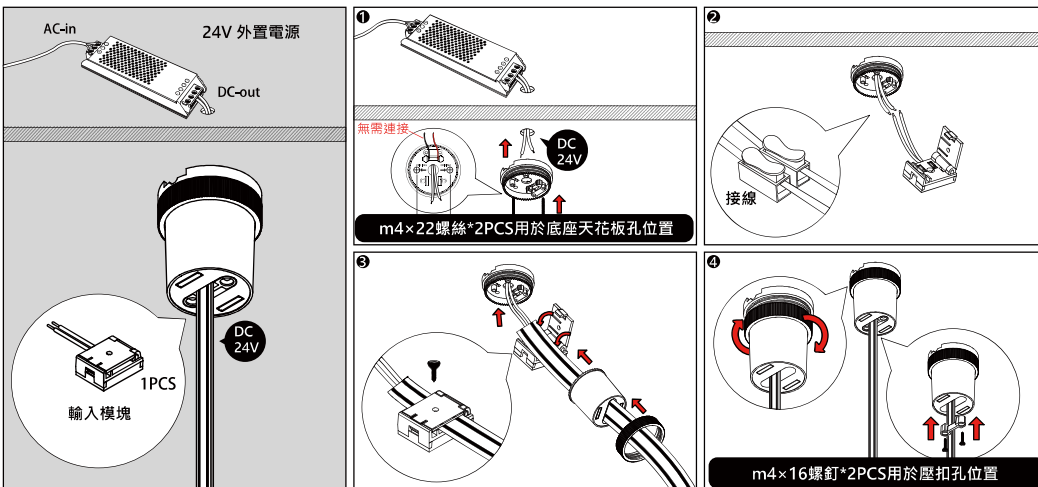
大固定座 Large fixed nodes



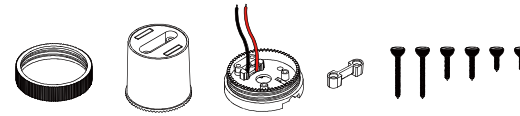
- 零件清單
1. 圓環*1個
2. 圓筒*1個
3. 底座*1個
4. 編織軌道壓扣*1個
5. m4 × 22螺絲(天花)*2個
6. m4 × 16螺絲(壓扣)*2個
7. m4 × 8螺絲(軌道)*2個

- Parts list
1. ring *1PCS
2. cylinder *1PCS
3. Base *1PCS
4. Belt pressure buckle *1PCS
5. M4x22 screws (CEILING)*2PCS
6. M4x16 screws (Pressing buckle)*2PCS
7. M4x8 screws (Track)*2PCS

功能1: 具有導電轉換功能。 Feature-1: Conductive conversion function.



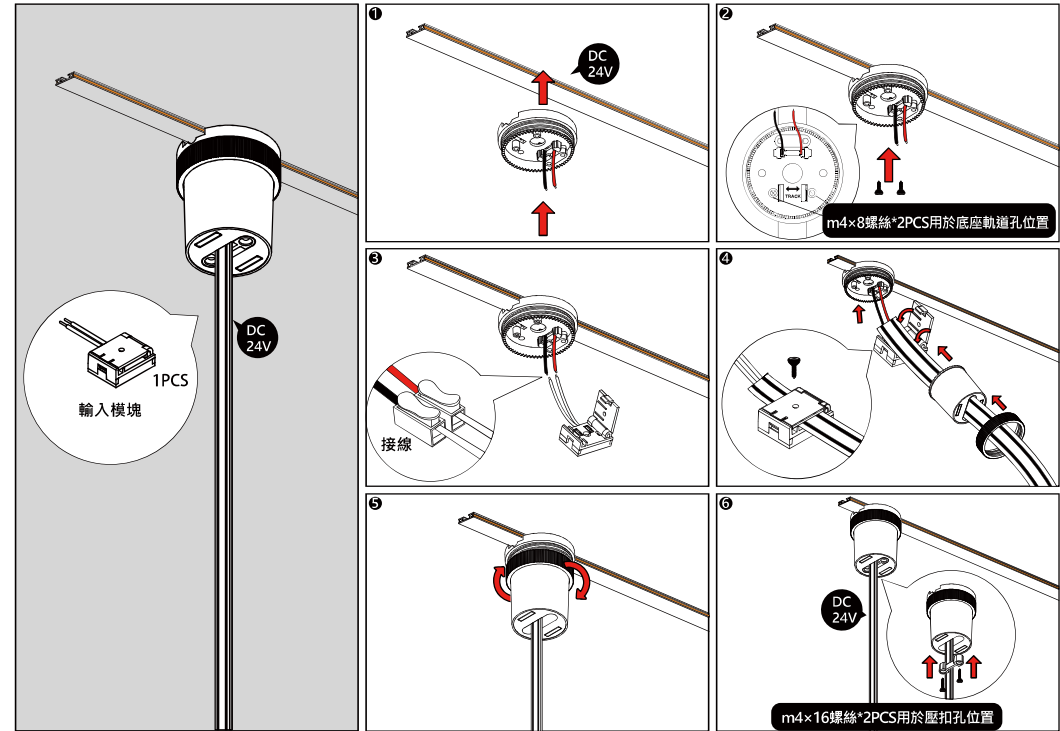
大固定座 Large fixed nodes



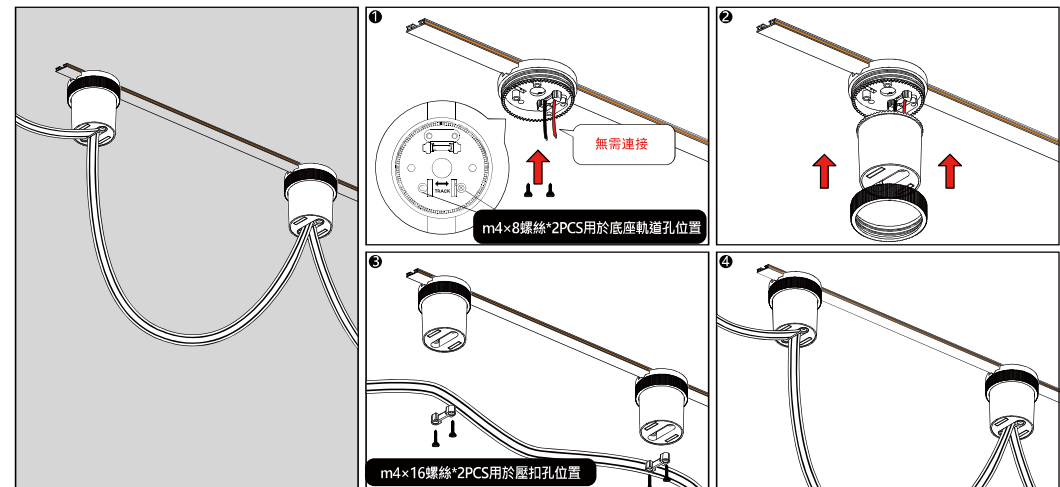
- 零件清單
1. 圓環*1個
2. 圓筒*1個
3. 底座*1個
4. 編織軌道壓扣*1個
5. m4 × 22螺絲(天花)*2個
6. m4 × 16螺絲(壓扣)*2個
7. m4 × 8螺絲(軌道)*2個

- Parts list
1. ring *1PCS
2. cylinder *1PCS
3. Base *1PCS
4. Belt pressure buckle *1PCS
5. M4x22 screws (CEILING)*2PCS
6. M4x16 screws (Pressing buckle)*2PCS
7. M4x8 screws (Track)*2PCS

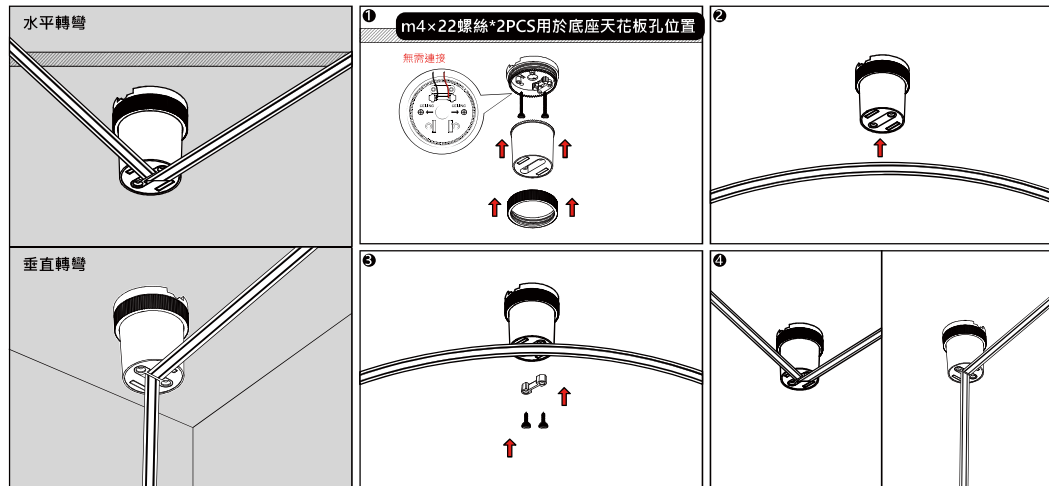
功能2: 明裝軌道條低壓電力引導到皮帶。 Feature-2: Track low voltage electricity guide to the Belt.



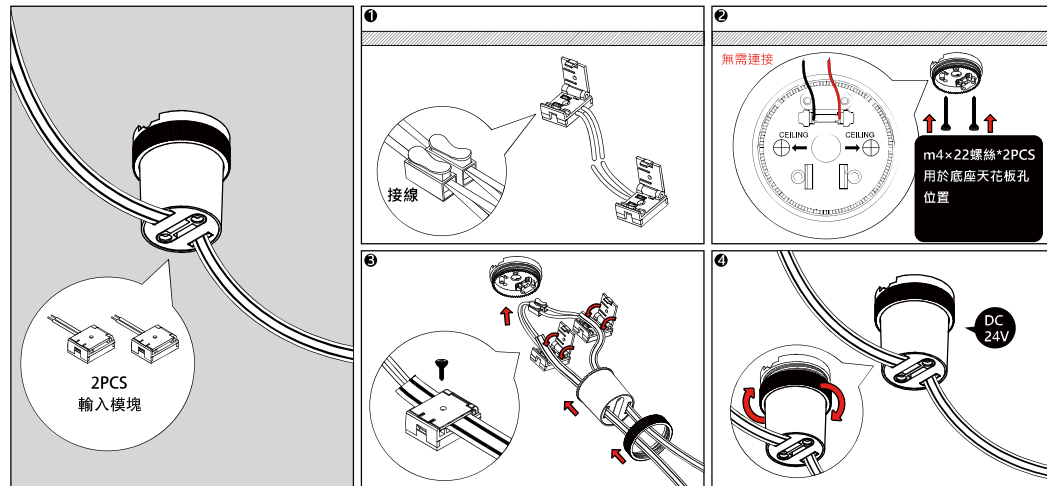
功能3: 編織軌道延伸和轉向安裝在軌道上。 Feature-3: Belt extending and turning installation on track.



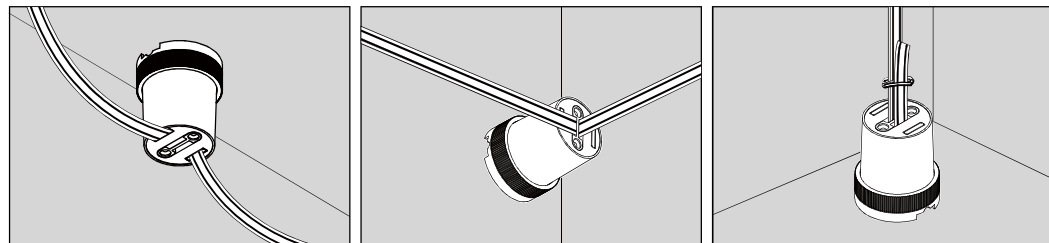
功能4:用於編織軌道轉向裝置。 Feature-4: Belt steering installation.



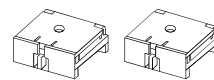
功能7:用於編織軌道加長拼接。 Feature-7: Used for Belt extension splicing.



功能5:適用於天花板、牆面、地面安裝。 Feature-5: Suitable for ceiling, wall and ground installation.

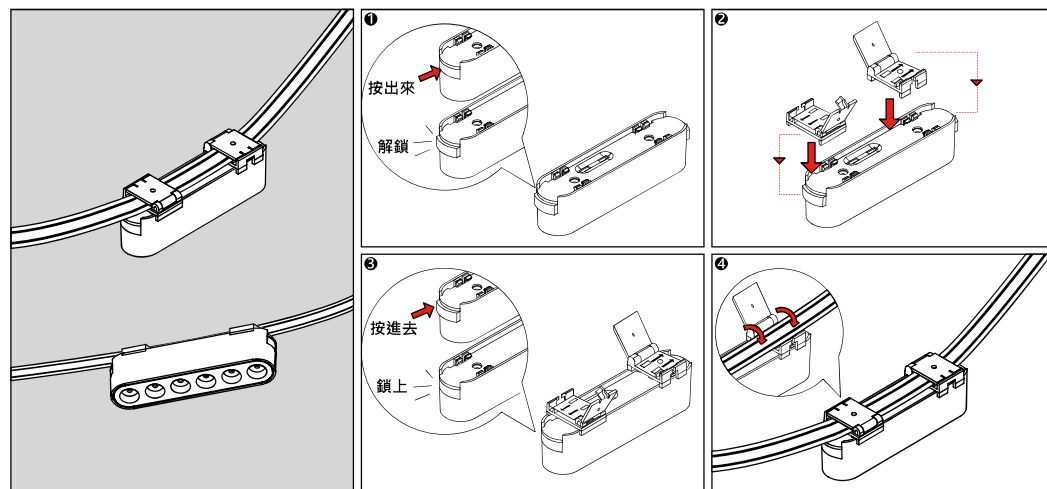


連接扣 Linker

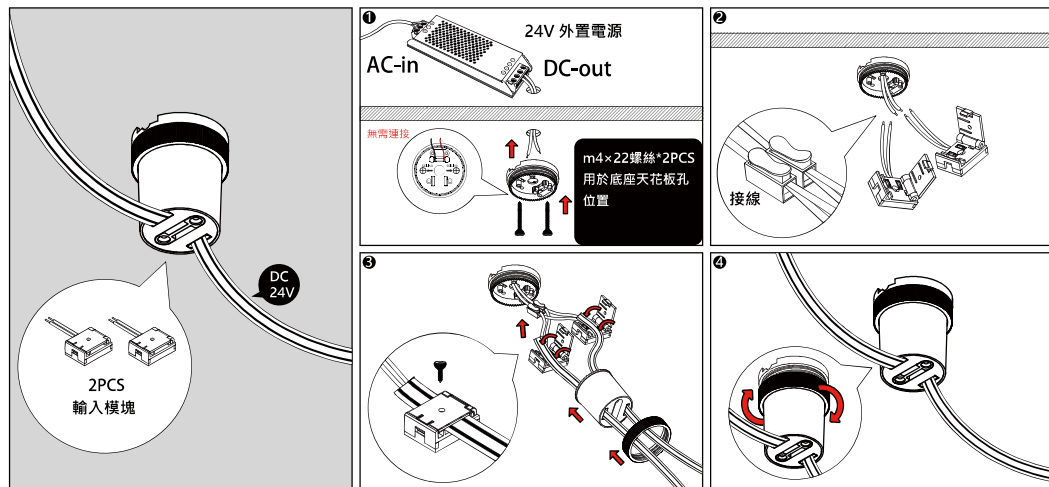


- 零件清單 Parts list
1.燈具連接扣x2個 1. Linker *2PCS

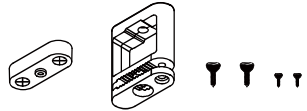
功能:用於在編織軌道上安裝燈具的轉換模塊。 Feature: The conversion module used for installing lamps on Belt.



特點6:用於編織軌道的多向延伸。 Feature-6: Used for conductive multi-direction extension of Belt.

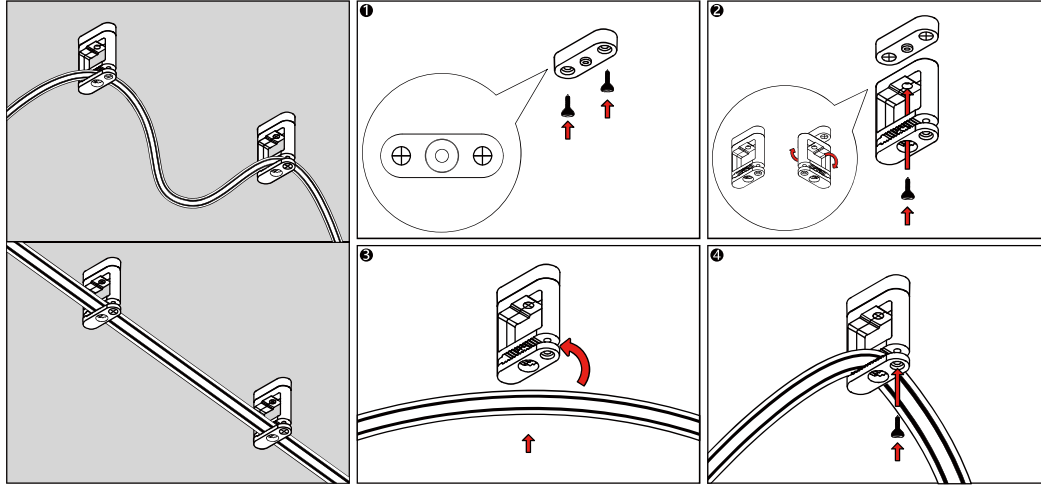


小固定座 Small fixed nodes



- | | |
|-----------|--------------------------|
| 零件清單 | Parts list |
| 1. 底座* 1個 | 1. Base *1PCS |
| 2. 矩形架*1個 | 2. rectangular box *1PCS |
| 3. 螺絲* 2個 | 3. screws *2PCS |
| 4. 螺絲* 2個 | 4. screws *2PCS |

功能: 編織軌道固定支架。 Feature: Belt holding adjuster bracket.

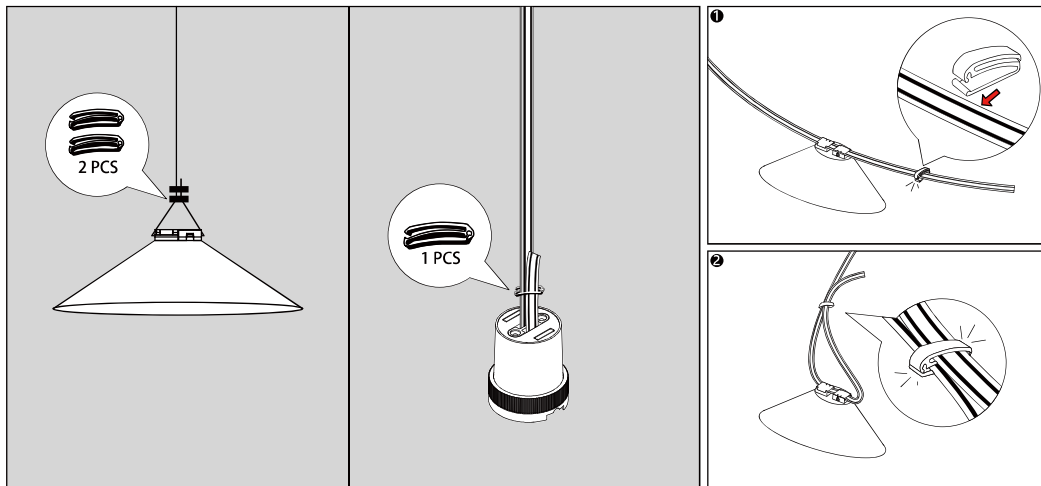


雙夾尾扣 Buckle



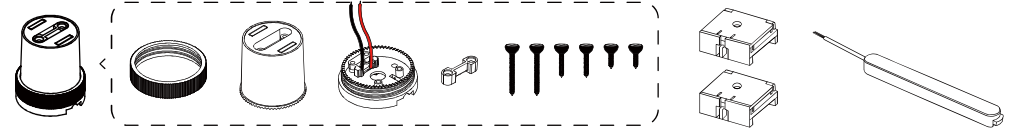
- | | |
|---------|---------------------------|
| 零件清單 | Parts list |
| 1. 雙夾尾扣 | 1. Belt double clip *1PCS |

功能: 用於編織軌道末端塑形。 Feature: The Belt can be used to shape at the end.



無木作天花板安裝方式(純皮帶安裝): 外部安裝採用一體電源

No ceiling ceiling (pure Belt installation) : external installation using integrated power supply.



- | | |
|---------------------|------------------------------------|
| 零件清單 | Parts list |
| 1. 大固定節點x1個 | 1. Large fixed nodes *1PCS |
| 2. 連接扣x2個 | 2. Linker *2PCS |
| 3. 一體電源100W或200Wx1個 | 3. Power supply 100W or 200W *1PCS |

